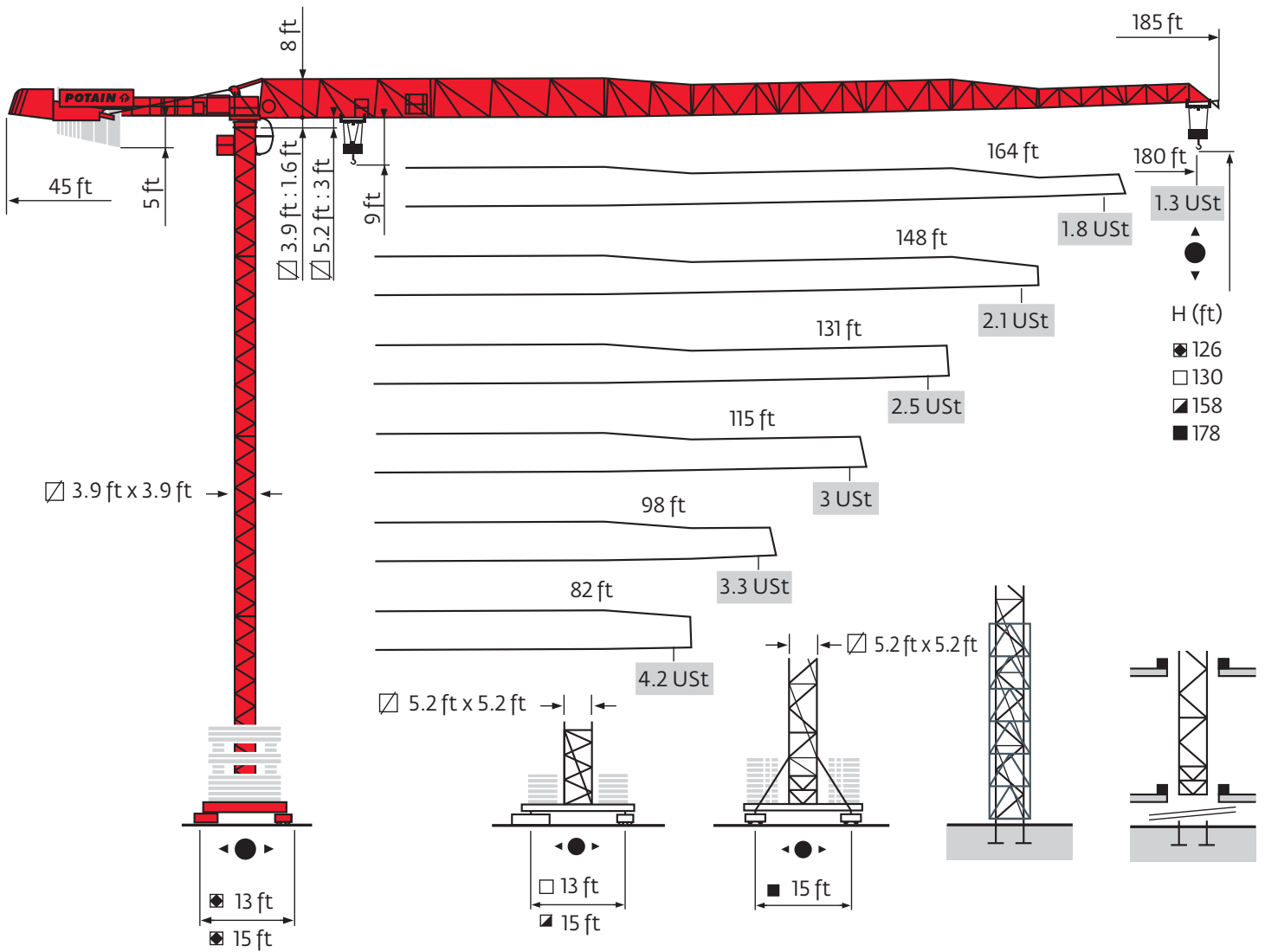


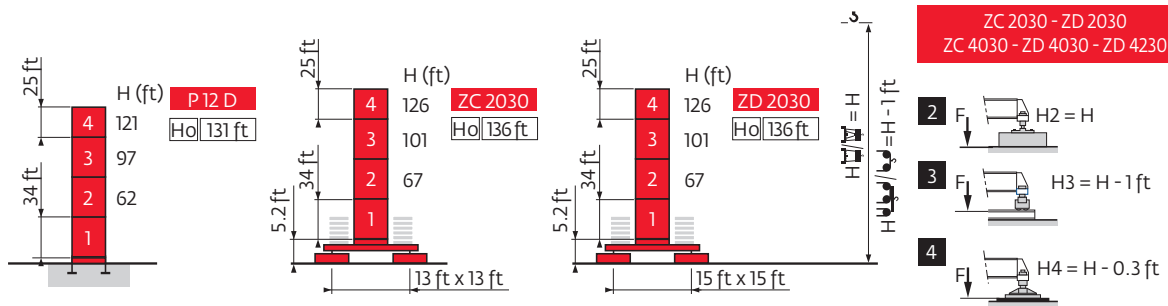
Potain MDT 98

Data Sheet

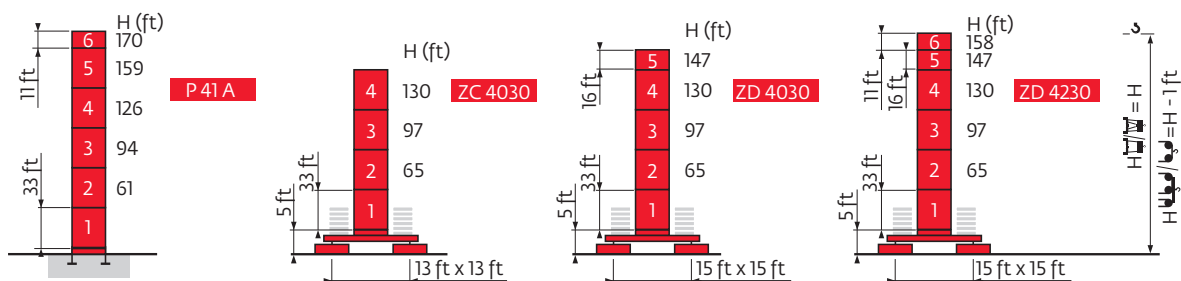


Mast

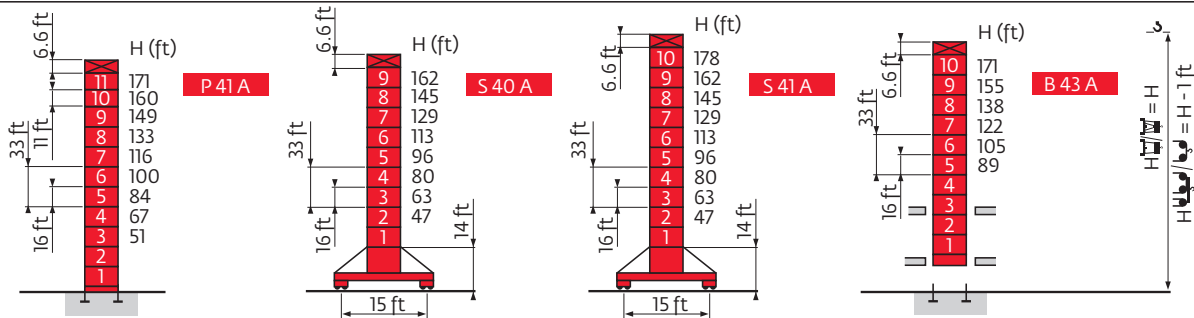
City 3.9 ft



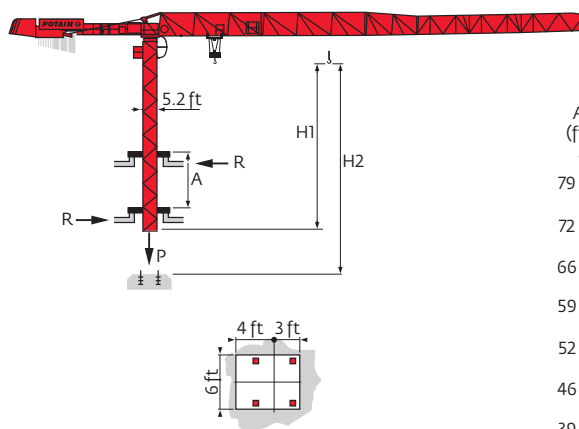
City 5.2 ft



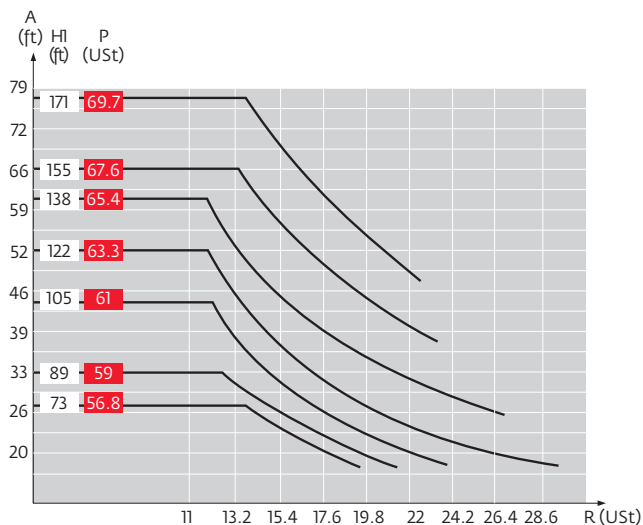
Climbing 5.2 ft



Climbing crane

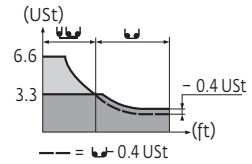


A	Distance between collars
H1	Crane height
P	Crane weight (in service)
R	Horizontal reaction
Ho	H without cab
	See climbing crane

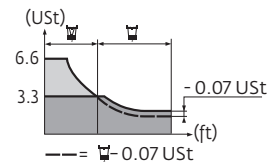


Load charts

180 ft	10	▶	46	49	56	66	72	80	89	98	105	115	121	131	138	148	154	164	171	180	ft
▲▲▲			6.6	6.2	5.3	4.3	3.9	3.3	3.3	2.9	2.7	2.4	2.3	2	1.9	1.8	1.7	1.5	1.4	1.3	USt
164 ft	10	▶	52	56	66	72	82	89	99	105	115	121	131	138	148	154	164				ft
▲▲▲			6.6	6.1	5	4.4	3.7	3.3	3.3	3.1	2.8	2.6	2.4	2.2	2	1.9	1.8				USt
148 ft	10	▶	54	56	66	72	82	89	94	104	115	121	131	138	148						ft
▲▲▲			6.6	6.4	5.3	4.6	4	3.6	3.3	3.3	2.9	2.8	2.5	2.4	2.1						USt
131 ft	10	▶	55	56	66	72	82	89	95	105	115	121	131								ft
▲▲▲			6.6	6.5	5.3	4.7	4.1	3.6	3.3	3.3	3	2.8	2.5								USt
115 ft	10	▶	56	66	72	82	89	97	107	115											ft
▲▲▲			6.6	5.4	4.9	4.1	3.7	3.3	3.3	3											USt
98 ft	10	▶	56	66	72	82	89	98													ft
▲▲▲			6.6	5.5	5	4.2	3.7	3.3													USt
82 ft	10	▶	56	66	72	82															ft
▲▲▲			6.6	5.5	5	4.2															USt



180 ft	10	▶	47	56	66	72	83	84	89	98	105	115	121	131	138	148	154	164	171	180	ft
▲▲▲			6.6	5.4	4.4	4	3.3	3.3	3.1	2.7	2.5	2.2	2.1	1.9	1.7	1.6	1.5	1.3	1.3	1.2	USt
164 ft	10	▶	52	56	66	72	82	89	93	95	98	105	115	121	131	138	148	154	164		ft
▲▲▲			6.6	6.2	5.1	4.5	3.8	3.5	3.3	3.3	3.1	2.9	2.6	2.4	2.2	2	1.9	1.8	1.6		USt
148 ft	10	▶	55	56	66	72	82	89	98	99	105	115	121	131	138	148					ft
▲▲▲			6.6	6.5	5.4	4.9	4.1	3.7	3.3	3.3	3.1	2.8	2.6	2.3	2.2	2					USt
131 ft	10	▶	56	66	72	82	89	99	101	105	115	121	131								ft
▲▲▲			6.6	5.5	4.9	4.2	3.9	3.3	3.3	3.1	2.8	2.6	2.4								USt
115 ft	10	▶	57	66	72	82	89	101	102	115											ft
▲▲▲			6.6	5.5	5	4.3	3.9	3.3	3.3	2.9											USt
98 ft	10	▶	58	66	72	82	89	98													ft
▲▲▲			6.6	5.7	5.2	4.4	4	3.5													USt
82 ft	10	▶	58	66	72	82															ft
▲▲▲			6.6	5.7	5.2	4.4															USt















Counter-jib ballast

	2425 lb - 7937 lb	
	▲▲▲	▲▲▲ (lb)
180 ft	45 ft	38,360
164 ft	45 ft	35,935
148 ft	45 ft	33,510
131 ft	45 ft	31,085
115 ft	45 ft	28,660
98 ft	45 ft	26,235
82 ft	45 ft	23,810

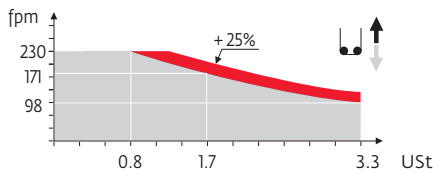
Base ballast

3.9 ft	ZC 2030	H (ft)	126	101	67						
		▲▲▲(USt)	83	55	55						
3.9 ft	ZD 2030	H (ft)	126	101	67						
		▲▲▲(USt)	66	39	39						
5.2 ft	ZC 4030	H (ft)	130	97	65	32					
		▲▲▲(USt)	77	72	66	61					
5.2 ft	ZD 4030	H (ft)	147	130	114	97	81	65	48	32	
		▲▲▲(USt)	77	77	66	66	50	50	50	50	
5.2 ft	ZD 4230	H (ft)	158	147	130	114	97	81	65	48	32
		▲▲▲(USt)	88	77	66	50	50	50	50	50	50
5.2 ft	S 40 A	H (ft)	162	145	129	113	96	80	63	47	
		▲▲▲(USt)	93	66	46	46	46	46	40	40	
5.2 ft	S 41 A	H (ft)	178	162	145	129	113	96	80	63	47
		▲▲▲(USt)	126	93	66	46	46	46	46	40	40

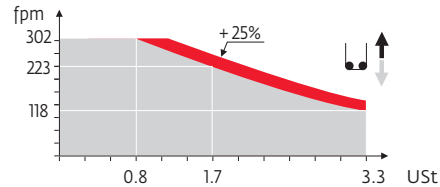
Mechanisms





														hp	kW													
	25 LVF15 Optima	fpm	10	→	28	→	98	→	131	→	171	→	230	5	→	14	→	49	→	66	→	85	→	115	25	18	853 ft	
	USt	3.3	3.3	3.3	2.5	1.7	0.8	6.6	6.6	6.6	5	3.3	1.7															
	33 LVF15 Optima	fpm	10	→	39	→	118	→	157	→	223	→	302	5	→	20	→	59	→	79	→	112	→	151	30	22	853 ft	
	USt	3.3	3.3	3.3	2.5	1.7	0.8	6.6	6.6	6.6	5	3.3	1.7															
	7 DVF 4	fpm	0 → 259												6.5	4.8												
	RVF 152 Optima +	rpm	0 → 0.8												2 x 5.5	2 x 4												
	ZC 2030 ZC 4030	RT 224	98												2 x 4.8	2 x 3.5												
	ZD 2030 ZD 4030 ZD 4230	RT 324	49 - 98												2 x 8.4	2 x 6.2												
	S 40 A	RT 324 R ≥ 10 m	49 - 98												2 x 8.4	2 x 6.2												
	S 41 A	RT 443 A12V R ≥ 10 m	59 - 118												4 x 6	4 x 4.4												
		CEI 38 	IEC 38										kVA															
		480 V (+6% -10%) 60 Hz												25 LVF : 40 kVA 33 LVF : 50 kVA														

25 LVF15 Optima



33 LVF15 Optima



-  Hoisting
-  Trolleying
-  Slewing
-  Traveling

Constant improvement and engineering progress make it necessary that we reserve the right to make specification, equipment and price changes without notice. Illustrations shown may include optional equipment and accessories, and may not include all standard equipment.



www.manitowoc.com

Regional Headquarters

Americas

Manitowoc, Wisconsin, USA
Tel: +1 920 684 6621
Fax: +1 920 683 6278

Shady Grove, Pennsylvania, USA
Tel: +1 717 597 8121
Fax: +1 717 597 4062

Europe, Middle East, Africa

Ecully, France
Tel: +33 472 18 2020
Fax: +33 472 18 2000

Asia - Pacific

Shanghai, China
Tel: +86 21 6457 0066
Fax: +86 21 6457 4955

Potain MDT 98
Code 0X-0XX-1M-X09